

The YEOMEN of The GUARD

OBOE

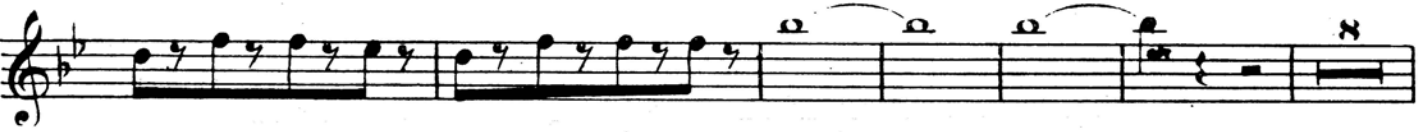
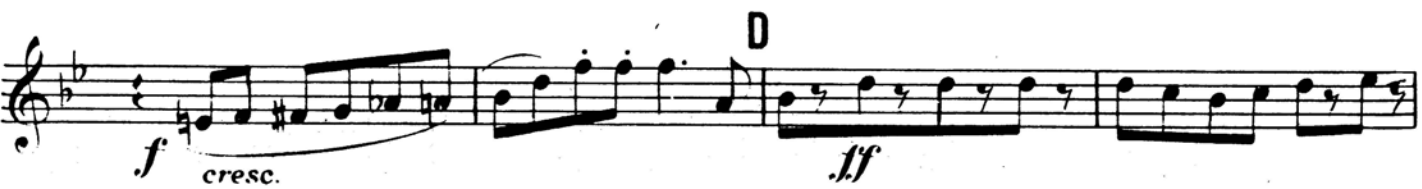

ARTHUR SULLIVAN

OVERTURE

All^o brillante e maestoso

tr

ff



Solo
p
tr

cresc.
f
 2 E 4

Soli
 5 7 G H I

Solo
f
f
p
 2

p
 J

K

Nº 1 INTRODUCTION & SONG

This number also in alternative key of D \flat on page 4

Allegretto non troppo

N°1. INTRODUCTION & SONG

Alternative key

Allegretto non troppo

8 *f*

10 2 Voice

3 *Solo p* 3

B 12 C 3 7

Solo f

lies hidden Ah me!

Warning: *I used to pretend I liked them.*
 Cue: *delicate organization of the human interior.*

N° 2

All° Vivace

1 1

f

A

10 Voice B 17 2. Fl. a T' 6 C Voice 14

D 6 2. Fl. Oboe p

E 5 f

F f

G

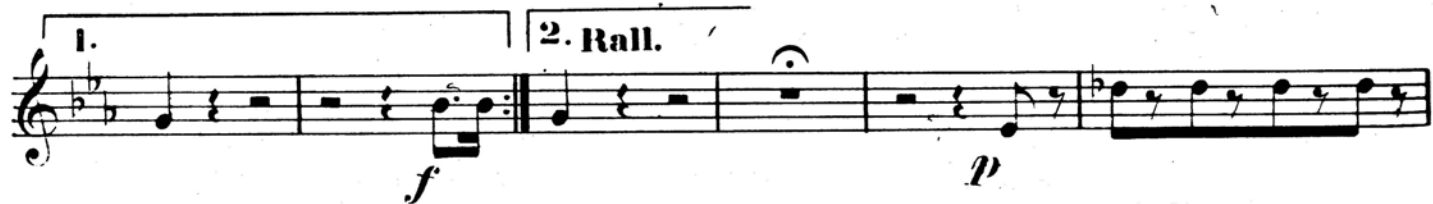

Warning: *Silence you silly girl —*

Cue: — *as my own right hand.*

N°3. SONG & CHORUS

All^{mo} mod^{to} maestoso

Encore



Warning: *And take my blessing too —*

Cue: *lest it take cold and die.*

N°4. TRIO

Allegretto un poco agitato



Staff 1: Musical notation with dynamic markings *p* and *f*. Section marker **A** is present at the end of the staff.

Staff 2: Musical notation with section markers **B** and **C**, and the word **Encore**. Measure numbers 17 and 18 are indicated. Dynamic marking *Solo* is present.

Staff 3: Musical notation with section marker **D** and measure numbers 11 and 1.

Staff 4: Musical notation with measure numbers 2 and 2.

Staff 5: Musical notation with dynamic marking *Solo* and section marker **E**. Measure number 7 is indicated. Dynamic marking *p* is present.

Staff 6: Musical notation with section marker **F** and dynamic marking *pp*. Measure numbers 1 and 2 are indicated.

Staff 7: Musical notation with measure numbers 3, 1, 2, 3, 4, 1, 2.

Staff 8: Musical notation with measure numbers 3, 4, 5, 6, 7, 8. Dynamic marking *dim.* is present at the end.

Staff 9: Musical notation with dynamic marking *Poco Rall.* and section marker **Silent**. Measure numbers 1 and 12 are indicated.


Warning: *I am ready, good fellows*

Cue: *Well the task should be easy.*

N°6. CHORUS

All^o con brio

Viola




Warning: *Or we can dance you saraband*

Cue: *ALL. Aye, the merryman and his maid!*

N° 7

All^o con brio



pp

The musical score for Oboe on page 9 consists of 13 staves of music. The key signature is two flats (B-flat and E-flat) and the time signature is common time (C). The score includes various dynamics and articulations:

- Staff 1: Melodic line with slurs.
- Staff 2: Fingerings 2, 2, and 16.
- Staff 3: Dynamics *pp* and *p*.
- Staff 4: Fingerings 2, 2, 4, 16, and articulations D and E. Dynamics *p* and *pp*.
- Staff 5: Melodic line with slurs.
- Staff 6: Fingerings 2 and articulation F. Dynamics *p*.
- Staff 7: Fingerings 3 and 1, articulation F. Dynamics *pp*.
- Staff 8: Fingerings 1 and 10, articulation G. Dynamics *pp*.
- Staff 9: Dynamics *cresc.*
- Staff 10: Dynamics *piu f*
- Staff 11: Dynamics *ff*
- Staff 12: Melodic line with slurs.

Warning: *An hundred crowns*

Cue: *It is for Elsie to speak.*

N°8. TRIO

All^o Vivace

Fl.

Oboe

16

A

12

Voice

Musical staff 1: Oboe part, measures 1-16. Includes dynamic markings *f* and *p*. Section markers A and B are present.

Solo

B

3

Musical staff 2: Oboe part, measures 17-20. Includes dynamic marking *p* and section marker B.

C

8

Musical staff 3: Oboe part, measures 21-28. Includes dynamic marking *p* and section marker C.

Solo

D

9

Musical staff 4: Oboe part, measures 29-36. Includes dynamic marking *p* and section marker D.

4

7

Musical staff 5: Oboe part, measures 37-43. Includes dynamic marking *p* and section marker E.

E

3

p

Musical staff 6: Oboe part, measures 44-50. Includes dynamic marking *p* and section marker E.

F

f

Musical staff 7: Oboe part, measures 51-57. Includes dynamic marking *f* and section marker F.

Plu^oto^og

6

17

Musical staff 8: Oboe part, measures 58-64. Includes dynamic marking *p* and section marker G.

Warning: *Marry sir, I have a pretty wit.*

Cue: *Oh sir, a pretty wit, I warrant you-a pretty, pretty wit!*

N° 9 SONG

Allegretto
Bass Oboe

f

tr *f*

tr *f*

Allegretto non troppo Vivace
Encore

p *sf* *p*

sf *p*

Warning: — *is like an overwound clock ?*

Cue: — *my best conundrum wasted !*

N° 10. RECIT & SONG

Moderato Recit T^{mo} 12

p *dim.*

to-day he dies. To-day. Alas! he

All^o un poco agitato

11 A *Soli* *p*

B *f* 1. *Encore*

2. *p* *cresc.* *f* C

ff

N° 11. TACET

Warning: — my brave son, Leonard Meryll
 Cue: — put a bold face on it, for they come

N° 12. FINALE ACT I

All^o maestoso

tr *ff*

sf *sf* *sf*

A

Oh, Sergeant Meryll, is it true, the Welcome news we read in
 Orders? Thy son whose deeds of daring—do are echoed all the country through, has

B Violins

come to join the lower Warders

Solo

Solo

True modesty will there a -

Andante Allegretto

2 Voice

- bound

E

F

f

Allegro

sempre f

Recit *a T^o*

Leonard I beg your pardon.

f

G a T^o 16

Dont you know me I'm little Phœbe Phœbe, is this Sister

p

H 4

Phœbe! Oh, my brother

pp

J 17

Good sir, we are be-trothed

p

Moderato 4 7

But rather less than more

p

K 5 Solo

then at hand to take these fa-vours from her

p

All^o non troppo 18 L

Voice

Oboe

She shall not quit thy sight

tr

tr
p

ff

1. 2. *f* M

my word I ne - ver break I

Un poco più lento
2 *p* *f*

free - ly grant that boon From two to evening meal From

Più animato *tr* *tr*

ff

Andante 1 2 *p* *f*

1. 2. *p*

p

cresc. *ff* *dim.*

ff All^o agitato

p Q R 4

f S

p 3

T 2

f my Lord. I did not set him free. *f*

p U Solo

1 V 4

Musical staff 1: Treble clef, key signature of one sharp (F#). The staff begins with a dynamic marking of *p* (piano). The music consists of a series of eighth and sixteenth notes, some beamed together, leading to a final measure with a fermata over a whole note.

Musical staff 2: Treble clef. The tempo marking *All^o Vivace* is placed above the staff. The dynamic marking *ff* (fortissimo) is placed below the staff. The music features a steady eighth-note pattern.

Musical staff 3: Treble clef. The music continues with eighth-note patterns. A dynamic marking of *sf* (sforzando) is placed below the staff.

Musical staff 4: Treble clef. A large letter *W* is placed above the staff. The music continues with eighth-note patterns.

Musical staff 5: Treble clef. The music continues with eighth-note patterns and some longer note values.

Musical staff 6: Treble clef. The music features a series of triplets, indicated by a large *X* above the staff and a '3' over each group of notes.

Musical staff 7: Treble clef. The music continues with eighth-note patterns and some longer note values.

Musical staff 8: Treble clef. The music continues with eighth-note patterns and some longer note values.

Musical staff 9: Treble clef. The music continues with eighth-note patterns and some longer note values.

Musical staff 10: Treble clef. The music continues with eighth-note patterns and some longer note values.

Musical staff 11: Treble clef. The music concludes with a few final notes and a fermata over a whole note.

ACT II

N° 1. CHORUS

Andante non troppo lento

The musical score is written for Oboe and consists of ten staves. The key signature is one sharp (F#) and the time signature is 3/4. The tempo is marked "Andante non troppo lento".

The score is divided into sections labeled A through G:

- Staff 1:** Starts with a treble clef, a key signature of one sharp, and a 3/4 time signature. It begins with a quarter rest followed by a quarter note G4, then a quarter note A4, and a quarter note B4. A "4" is written above the staff.
- Staff 2:** Continues the melody. It features a *p* dynamic marking and a *f* dynamic marking. A "4" is written above the staff, followed by a section labeled "A" with a "5" above it.
- Staff 3:** Continues the melody. It features a *p* dynamic marking. A "6" is written above the staff, followed by a section labeled "B" with a "9" above it. A "6" is written above the staff, followed by a section labeled "C" with a "9" above it.
- Staff 4:** Continues the melody. It features a *f* dynamic marking. A "D" is written above the staff.
- Staff 5:** Continues the melody. It features a *f* dynamic marking. A "E" is written above the staff with an "x" below it.
- Staff 6:** Continues the melody. A "F" is written above the staff.
- Staff 7:** Continues the melody. A "G" is written above the staff.
- Staff 8:** Continues the melody. It features a *cresc.* marking and a *f* dynamic marking.
- Staff 9:** Continues the melody.
- Staff 10:** Continues the melody.

ning: — seeing that thou art one.


Attend, and I will prove it to thee!

N° 2. SONG

All^o Vivace

Encore

2



arning: Now what sayest thou?

ie: — and I say yes, it is a bargain.

N° 3. DUET

All^o Vivace



For Encore play from & back to

N° 4. TACET

Warning: — who had but an hour to live

Cue: Aye I know one of them.

N°5. QUARTETT

Allegretto

Encore 2nd Verse

Warning: unworthy thy great and brave heart

Cue: I spake but to try thee (shot fired)

N° 6

All^o con fuoco

1 F 6

3 1 G 1

1

H

Recit 5 2 Animato 2


To this attend wishont undue delay *f*

Warning: — quip you, crank you, wrack you, riddle you.

Cue: — be studied gravely and conscientiously.

Nº7. TRIO

Allegretto grazioso




Warning: — thou art overpaying thyself !

Cue: Go thou and apply it elsewhere:

Nº8 QUARTETT

Allegretto grazioso



1 C 1- Solo *p*

4 D 5 Solo *p*

4 E 13 Solo *p* were

p

Warning: *The price of thy silence is —*
 Cue: *Is it!*

N°9. DUET

All° Vivace

f 15

A 4 Solo *p*

4 B 12 C 8 *cresc.*

f D *p*

E 4

cresc.

F
f

ff

SEGUE

N° 10. FINALE ACT 2

Andante grazioso

p

7

p

A

2

9 **B**

cresc

f

21

Rall.

C

f

Moderato marziale

11 **D**

1

Thy husband lives **ff**

Un poco meno mosso
e agitato

cresc. **f**

E

F a T° **3**

G Andante Recit **5**

A suppliant at thy feet I fall, thine heart will

yield to pity's call mine is a heart of massive rock. un -

Andante espress e con moto

f **3**

- moved by sentimental shock

Solo p **H**

cresc.

All° Vivace e
Un poco più vivo con fuoco

f *dim.* **ff** **ff**

K

Rall.

L Anmato

ff

M

Recit

N

a T^m

pp

P

Q

cresc

piuf

R Anmato

ff